



YAVAPAI COUNTY SHERIFF'S AIR GROUP Air / Ground Communications Procedures

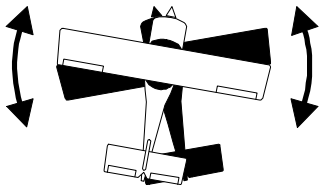
For additional information visit: www.YCSAG.org

AFFIRMATIVE



An aircraft that dips its nose several times is replying YES or AFFIRMATIVE. Make certain that the nose dip is done several times in a very deliberate fashion.

NEGATIVE



An aircraft that fishtails or yaws from left to right several times is replying NO or NEGATIVE. Make certain that the yaw is done several times in a very deliberate fashion.

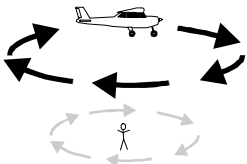
MESSAGE RECEIVED UNDERSTOOD



An aircraft that is rocking its wings (rolling from side to side) is replying an acknowledgment that the message has been received and understood.

This maneuver may also be performed in order to gain the attention of ground units.

MESSAGE RECEIVED NOT UNDERSTOOD



An aircraft that continues to circle to the right after receiving your message is replying that it has received your message but does not understand its content or instructions.

The following are recognized emergency communication symbols designed to impart information to aircraft. When in doubt use the letters "SOS"

∇ Require Assistance

N No or Negative

↑ Proceeding in this direction

X Require Medical Assistance

Y Yes or Affirmative

©2004 YCSAG



YAVAPAI COUNTY SHERIFF'S AIR GROUP Air / Ground Communications Procedures

For additional information visit: www.YCSAG.org



Affirmative (Yes)



Negative (No)



All OK - Do Not Wait



Pick us up



Our receiver is operating




Do not attempt to land



Land Here (Point in direction of landing)




Use Drop Message



Need mechanical help or parts



Need medical assistance - Urgent -



Can proceed shortly - wait if practical

Air to Ground Frequency: 122.9

Air to Air Frequency: 122.75

The following procedure is used (in sequence) to direct ground units to a location on the ground.

- Circle the ground unit at least once
- Cross the ground unit's projected course low while rocking wings and opening and closing throttle or changing propeller pitch
- Heading in the direction in which the ground unit is being directed
- Repeat all of the above if necessary

When the assistance of the ground unit is no longer required the aircraft performs the following procedures.

- Cross closely behind ground unit at low altitude while rocking wings and opening and closing throttle or changing propeller pitch

©2004 YCSAG